


# '80 BLAZER



**CHEVY TRUCKS**

**BUILT TO STAY TOUGH**

# BUILT TO ST

84.1%	87.9%	87.5%	93.6%	93.9%	96.1%	96.7%	99.2%	99.9%	99.9%
'69	'70	'71	'72	'73	'74	'75	'76	'77	'78

94.8% of Chevy Light-, Medium-, Heavy-Duty trucks and commercial vans in the ten most recent years recorded were still on the job. (Based on R.L. Polk & Co. model year registrations through July 1, 1978. 1979 statistics not available at time of printing.)

## Built to Take On the Rough Country.

When the terrain really gets rugged, Blazer with 4-wheel drive delivers the added traction you need. The chart at left shows Chevy's tough-truck tradition, and since 1971, Blazer has been a part of it. Pages 4 and 5 describe some of Blazer's tough-truck features.

Conventional 4-wheel drive, with manually operated front hubs that let you switch from free-wheeling to front lock position for travelling off-road, is the standard 4WD system offered in Blazer. It can be ordered with 3-speed manual, 4-speed manual or automatic transmissions. (See page 5 for specific availabilities.)

## Chevy Blazer 4-Wheel-Drive Driveline Selections.

4 Lo — For maximum power in 4-wheel drive. Used only on extremely low-traction surfaces. Front and rear axles driving and front hubs locked.

N — For power takeoff operation of accessory equipment. Transfer case in neutral, both axles disengaged; vehicle is stationary.


2 Hi — For all normal driving on high-traction surfaces. Front axle and front hubs disengaged.

4 Hi — For normal operation in 4-wheel drive. Used only on low-traction surfaces. Front and rear axles engaged and front hubs locked.

Blazer Silverado shown here and on cover.



# RAY TOUGH.



Locking front hub.



4WD shift lever.

## 2WD Blazer Also Available.

If your driving doesn't require 4-wheel-drive traction, consider the smooth ride and good load-carrying ability of the tough 2-wheel-drive Blazer. It's equipped with Massive Girder Beam independent front suspension and 2-stage rear leaf springs.

## Topping Off Blazer.

All Blazers have a steel front half top and full doors. A removable fiberglass-reinforced plastic top which encloses the rear area is standard. A soft-top convertible model Blazer is also available.

*A Word About This Catalog. We have tried to make this catalog as comprehensive and factual as possible. And we hope you find it helpful. However, since the time of printing, some of the information you'll find here may have been updated. Your dealer has details and, before ordering, you should ask him to bring you up to date.*

*Many vehicles in this catalog are shown with available factory-installed options, dealer accessories, and specialized equipment from various independent suppliers.*



*Blazer Convertible. Features a soft vinyl-coated fabric convertible top that fully encloses the rear compartment. Roll the sides up into the Safari position, or lower it to leave the rear compartment completely open. Available with both 2WD and 4WD models.*



*4WD Blazer has a low entry height of just 21.6 inches, yet it has a ground clearance of 7 inches.*

# GUTS AN

## Chevy-Tough Clear Through.

Every Blazer comes with double-wall construction in the steel windshield pillars, cowl, hood, front fenders, tailgate and rear side panels. On 4-wheel-drive models, the front suspension includes leaf springs, stabilizer bar and two shock absorbers. They work together to help align front axle and frame. Spring rates, spring camber and shock absorber valving have





been designed to provide a surprisingly smooth ride for a vehicle of this kind.

## Extensive Anti-Corrosion Program.

To help keep your Blazer looking good, Chevy has a six-point program: ■ Use of corrosion-resistant steels ■ Zinc-rich anti-corrosion primers, hand-sprayed on critical areas before final priming

■ Final priming, in which the entire body is dipped ■ Finish painting with tough, baked-on acrylic enamel ■ Aluminized wax preservative, applied to critical lower body inner surfaces to help resist corrosion from road salt ■ Extensive weather-proofing, including the liberal use of weather stripping, sealing compounds and rubber gaskets, and a flush-and-dry system for many double-walled areas.

**1** Front stabilizer bar and power steering standard on 4WD models. Steel-belted radial tires standard on all models. **2** Rugged 2-speed transfer case on 4WD models transmits power to front and rear axles. **3** Blazer chassis has drop-center frame design for low silhouette and easy entry height. It's loaded with tough truck features. **4** Tough leaf spring front suspension on Blazer four-wheel-drive models needs no additional components for off-road driving.



# D BOLTS

## Three Tough Engines Including a Six.

The standard engine on Blazer 2-wheel-drive and 4-wheel-drive models is the tough 4.1 Liter (250 Cu. In.) Six (not available in California). Features staged 2-barrel carburetor and weight-saving simplified emissions system. A 5.0 Liter (305 Cu. In.) V8 is available on 2-wheel-drive models only in 49 states (not available in California). Blazer also offers additional torque

and horsepower with the available 5.7 Liter (350 Cu. In.) V8 for all models.





*A Word About Engines. The Chevrolet trucks in this catalog are equipped with GM-built engines produced by various divisions and GM of Canada. Please refer to the engine chart included in this catalog and see your dealer for complete details about engine sources and availability.*

## Choose Your Transmission.

A 3-speed fully synchronized manual transmission is standard with the 4.1 Liter (250 Cu. In.) Six or 5.0 Liter (305 Cu. In.) V8 engines (neither engine available in California). A 4-speed manual transmission is available on 4WD Blazers equipped with the 4.1 Liter (250 Cu. In.) Six. The available 5.7 Liter (350 Cu. In.) V8 engine, which is required in California, can be ordered with either the available 4-speed or automatic transmission.

**5** Leaf rear spring rear suspension has shielded, counter-angled shocks to help control brake and power hop.

**6** Power-assisted front disc brakes with wear sensors. **7** 4.1 Liter (250 Cu. In.) six-cylinder engine has staged 2-barrel carburetor and simplified emissions system. (Not available in California.) **8** Cutaway of 4WD front differential. Manually operated free-wheeling front hubs let wheels turn freely without turning the differential or 4WD drive shaft.



# TOUGH DOESN'T HAVE TO BE ROUGH.


## Silverado Trim.

Chevy's top-of-the-line interior is now available for 1980 Blazers. It provides high-back front bucket seats in a choice of Custom Vinyl, in three colors, or new Custom Cloth, in two colors. A comfortable, full-

width matching rear bench seat is available. It folds up easily against the front seat back. The Silverado interior also includes a bright brushed instrument cluster with gages, front console, visor mirror, and color-keyed front carpeting.

Doors are finished with full trim panels, bright trim, and map pockets. An attractive two-tone Silverado interior is available in vinyl or cloth. Chromed grille with rectangular headlights is included.

*Available Silverado interior.*



## Custom Deluxe Trim.

Blazer's standard interior offers foam-padded high-back front bucket seats, with an increased seat-back angle for added comfort. Seats are trimmed in handsome embossed

vinyl in a choice of blue or camel tan. A comfortable, full-width matching rear bench seat is available. It folds up easily against the front seat back. Color-keyed features include door trim panels

and padded instrument panel and sun visors. Rubber floor covering is also included. Available Custom Vinyl trim in blue or camel tan includes a color-keyed floor console and front carpeting.

*Standard Custom Deluxe interior.*



*Rear footwell provides comfortable seating.*



*Available rear bench seat folds up easily.*

# BUILD YOURSELF A BLAZER.

Choose from a wide variety of available options to tailor yourself a tough Chevy Blazer that suits your own special on- and off-road requirements.

## Performance Options.

■ Heavy-duty radiator and battery, engine oil cooler, 63-amp Delcotron generator — recommended for


trailer towing ■ Cold Climate Package — super heater/defroster, engine block heater ■ 31-gallon fuel tank ■ Locking rear differential.

## Appearance Options.


■ Exterior Decor Package ■ Bright moldings and door edge guards  
■ Special Two-Tone paint  
■ Simulated wood-grain exterior

trim ■ Full wheel covers ■ Custom steering wheel ■ Tinted glass  
■ Tachometer or clock.

*The right is reserved to make changes at any time, without notice, in prices, colors, materials, equipment, specifications and models, and to discontinue models. Check with your Chevrolet dealer for complete information. Chevrolet Motor Division of General Motors Corporation, Detroit, MI 48202.*



All Weather air conditioning.




Instrument gage package.



Roof luggage rack. (Dealer accessory.)



Power door locks.




Comfortilt steering wheel adjusts to six positions.



Sliding side windows in removable plastic top.



Automatic speed control (when equipped with available automatic transmission).



Available swing-out spare tire carrier. (Dealer installed.)




Delco AM/FM stereo radio. Cassette or 8-track player available.



Delco AM/FM/CB radio. Delco AM radio also available.




Your Chevy dealer has information on available options to prepare your 4WD Blazer for snowplows & other equipment available from independent suppliers.




Rally wheels.




Styled wheels.




Power tailgate window, operated from driver's seat or tailgate.




Transfer case shield plate. Fuel tank stone shield plate also available.



Front bumper guards and front tow hooks.



9" x 6.5" Below Eyeline mirrors. Camper mirrors also available.



Power windows.

For special tire requirements and a complete list of available factory- and dealer-installed Blazer options, see your Chevrolet dealer.

## Specifications

SERIES	C10 — 2-WHEEL DRIVE		K10 — 4-WHEEL DRIVE	
GVW RANGE (LB)	6050		6200	
AVAILABILITY	STANDARD	AVAILABLE	STANDARD	AVAILABLE
ENGINE — LITER (CU. IN.)	4.1L (250 CU. IN.)*L6	5.0L (305 CU. IN.)*V8 5.7L (350 CU. IN.)*V8	4.1L (250 CU. IN.)*L6	5.7L (350 CU. IN.)*V8
FRONT SUSPENSION — TYPE/SPRING	INDEPENDENT COIL SPRINGS		HYPOID DRIVING AXLE — LEAF SPRINGS	
CAPACITY (LB)	3250		3600	
SPRING CAPACITY (LB)	1625 EA.	—	1650 EA.	2250 EA.
REAR SUSPENSION — AXLE TYPE	SEMI-FLOATING		SEMI-FLOATING	
CAPACITY (LB)	3750		3750	
AVAIL. RATIOS	2.73, 3.08, 3.42		2.73, 3.08, 3.42, 3.73	
SPRINGS — TYPE	TWO-STAGE — MULTI-LEAF		TWO-STAGE — MULTI-LEAF	
SPRING CAPACITY (LB)	1700 EA.	—	1700 EA.	—
BRAKES — DISC/DRUM	—	POWER	POWER	—
ELECTRICAL — BATTERY (WATTS)	2500	3200, 3500, 4000	2500	3200, 3500, 4000
GENERATOR (AMP)	37	55, 63	37	55, 63
FUEL TANK — NOMINAL CAP. (GAL.)	25	31	25	31
STEERING — TYPE	MANUAL	POWER	POWER	—
TRANSMISSION — MANUAL	3-SPEED*	4-SPEED	3-SPEED*	4-SPEED
AUTOMATIC	—	AUTOMATIC	—	AUTOMATIC
TRANSFER CASE — PART-TIME W/MANUAL LOCKING HUBS	—	—	CONVENTIONAL NP205	
TIRE SIZE, TUBELESS	P215/75R-15	•	P215/75R-15	•


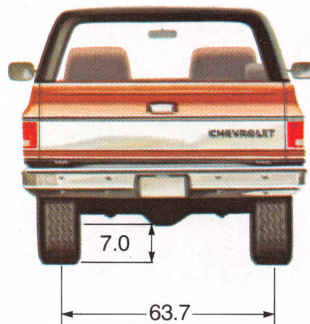

• LARGER SIZE TUBELESS TIRES AVAILABLE

ENGINES WITH LT.-DUTY EMISSIONS FOR MODELS OF 8500 GVWR AND BELOW. ALL STATES EXCEPT CALIFORNIA.

DISPLACEMENT — LITER (Cu. In.)	4.1L (250) L6	5.0L (305) V8	5.7L (350) V8	5.7L (350) V8
ENGINE ORDERING CODE	LE3(B)	LG9(C)	LS9(C)	LS9(C)
BORE & STROKE (In.)	3.9 x 3.5	3.74 x 3.48	4.0 x 3.5	4.0 x 3.5
COMPRESSION RATIO	8.3 to 1	8.5 to 1	8.2 to 1	8.2 to 1
SAE NET HORSEPOWER @ RPM	130 @ 4000	135 @ 4200	170 @ 4000■	170 @ 4000
SAE NET TORQUE (lb.-ft.) @ RPM	210 @ 2000	235 @ 2400	270 @ 2400■	275 @ 2000

\*NOT AVAILABLE IN CALIFORNIA. (B) PRODUCED BY GM-CHEVROLET MOTOR DIVISION AT FLINT, MICHIGAN ASSEMBLY PLANT. (C) PRODUCED BY GM-CHEVROLET MOTOR DIVISION AT THE FLINT, MICHIGAN, TONAWANDA, NEW YORK AND GM OF CANADA ENGINE PLANTS.  
■C10 RATING IS 175 NET H.P. @ 4000 RPM. 275 NET TORQUE @ 2400.

## Dimensions



MAXIMUM CARGO WIDTH — FLOOR 72.0" MAXIMUM CARGO LENGTH — FLOOR 76.6" MAXIMUM CARGO LENGTH — BELT LINE 66.4"

## Colors



Frost White



Burnt Orange (Met.)



Mystic Silver (Met.)



Santa Fe Tan



Charcoal (Met.)



Camel (Met.)



Light Blue (Met.)



Dark Carmine Red



Medium Blue



Cardinal Red



Nordic Blue (Met.)



Dark Camel (Met.)



Emerald Green



Midnight Black



Carmine Red

**A WORD ABOUT COMPONENTS, OPTIONAL EQUIPMENT, ASSEMBLY AND AVAILABILITY OF THESE CHEVROLETS.** These Chevys incorporate thousands of different components produced by various divisions of General Motors and by various suppliers to General Motors. From time to time, during the manufacturing process, it may be necessary, in order to meet public demand for particular vehicles or equipment, or to meet federally mandated emissions, safety, and fuel economy requirements, or for other reasons, to produce these products with different components or differently sourced components than initially scheduled. All such components have been approved for use in these products.

With respect to factory-installed extra-cost optional equipment make certain you specify the type of equipment you desire on your vehicle when ordering it from your dealer. Some options may be unavailable when your vehicle is built. Your dealer receives advice regarding current availability of options. You may ask the dealer for this information. GM also requests the dealer to advise you if an option you ordered is unavailable. We suggest you verify that your vehicle includes the optional equipment you ordered or, if there are changes, that they are acceptable to you.

The Chevy Blazer described in this catalog (Series C10 and K10) is assembled at facilities of General Motors Corporation operated by Chevrolet Motor Division or GM Assembly Division. This vehicle is also available from GMC dealers under the name GMC Jimmy (Series C1500 and K1500).

